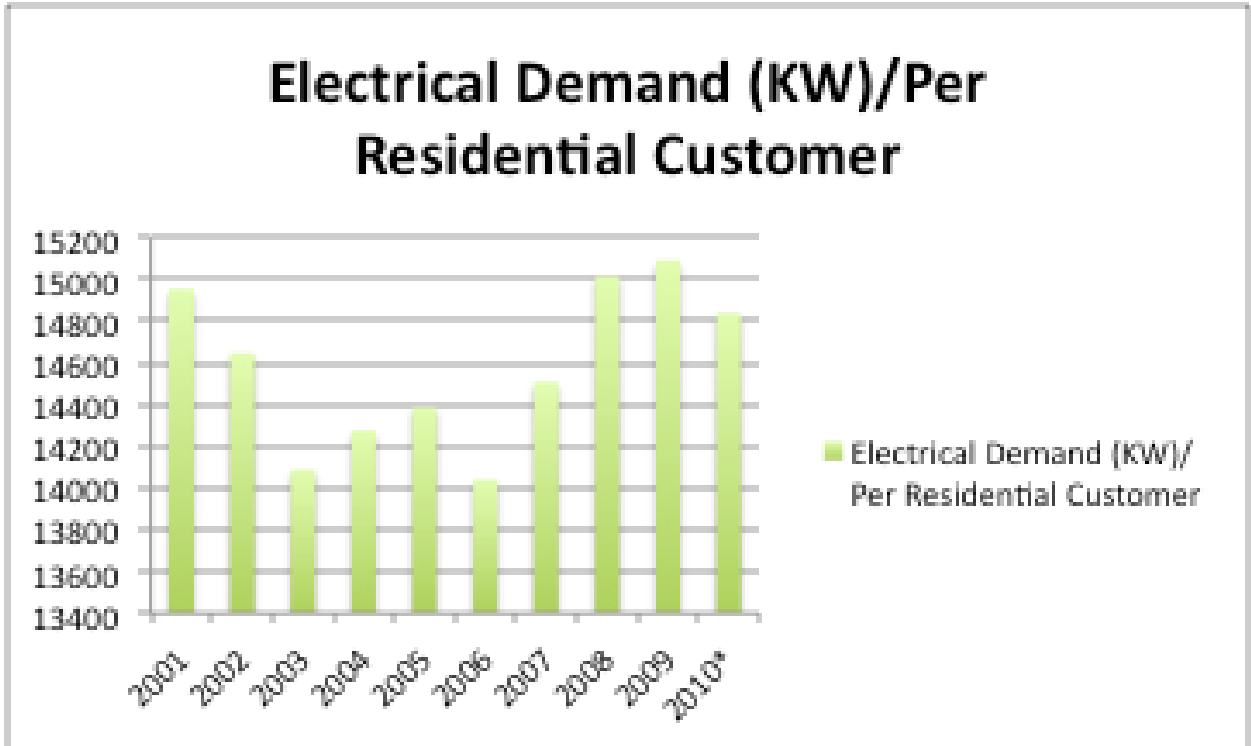


RC-15: Manitoba Per Customer Electrical and Natural Gas Demand: 2001-2010*

Source: 59th Annual Manitoba Hydro Financial Report pg 100-101
 Online pg 102-103 - <http://www.hydro.mb.ca/corporate/ar/2009/publish/index.html>
 * 2010 Estimate Only

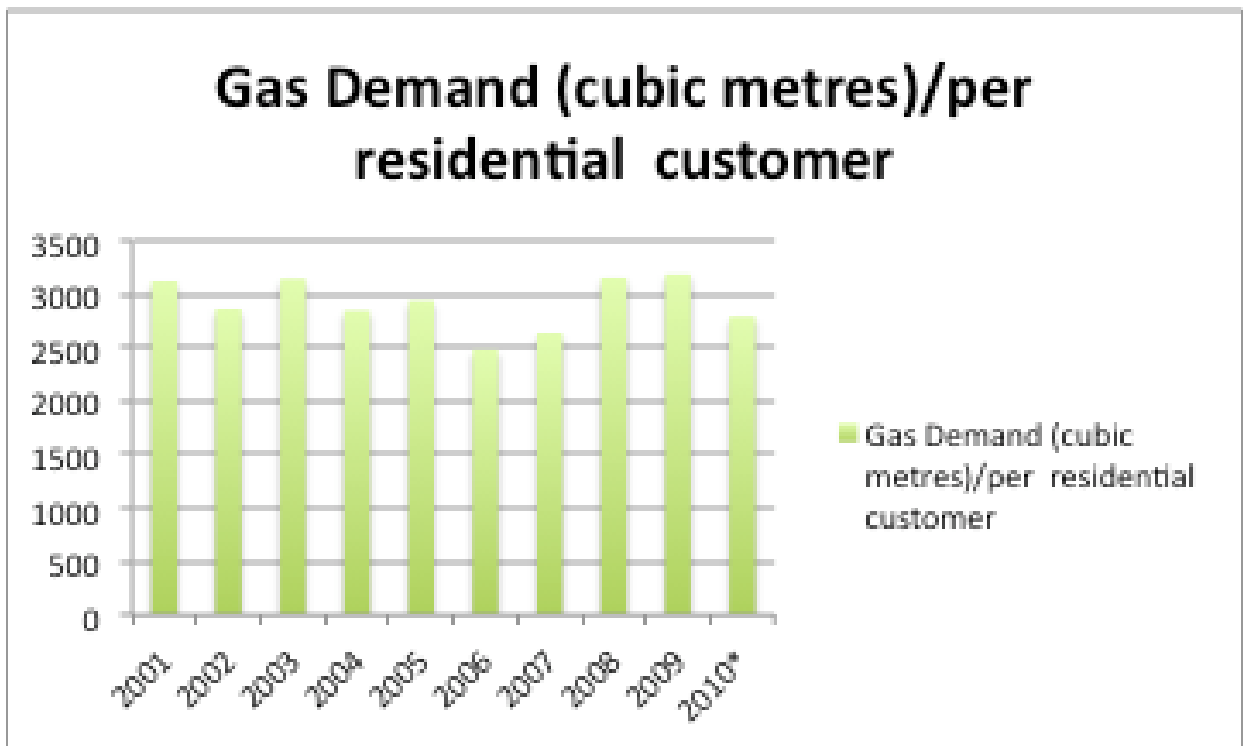
Year	Residential Electrical - # Customers	Annual Residential Demand (000,000 KW)	Electrical Demand (KW)/Per Residential Customer
2001	353297	5282	14951
2002	355473	5206	14645
2003	435507	6135	14087
2004	438953	6266	14275
2005	442840	6370	14384
2006	446370	6266	14038
2007	450823	6539	14505
2008	455430	6838	15014
2009	460804	6954	15091
2010*	465055	6899	14835



RC-15: Manitoba Per Customer Electrical and Natural Gas Demand: 2001-2010*

Source: 59th Annual Manitoba Hydro Financial Report pg 100-101
 Online pg 102-103 - <http://www.hydro.mb.ca/corporate/ar/2009/publish/index.html>
 * 2010 Estimate Only

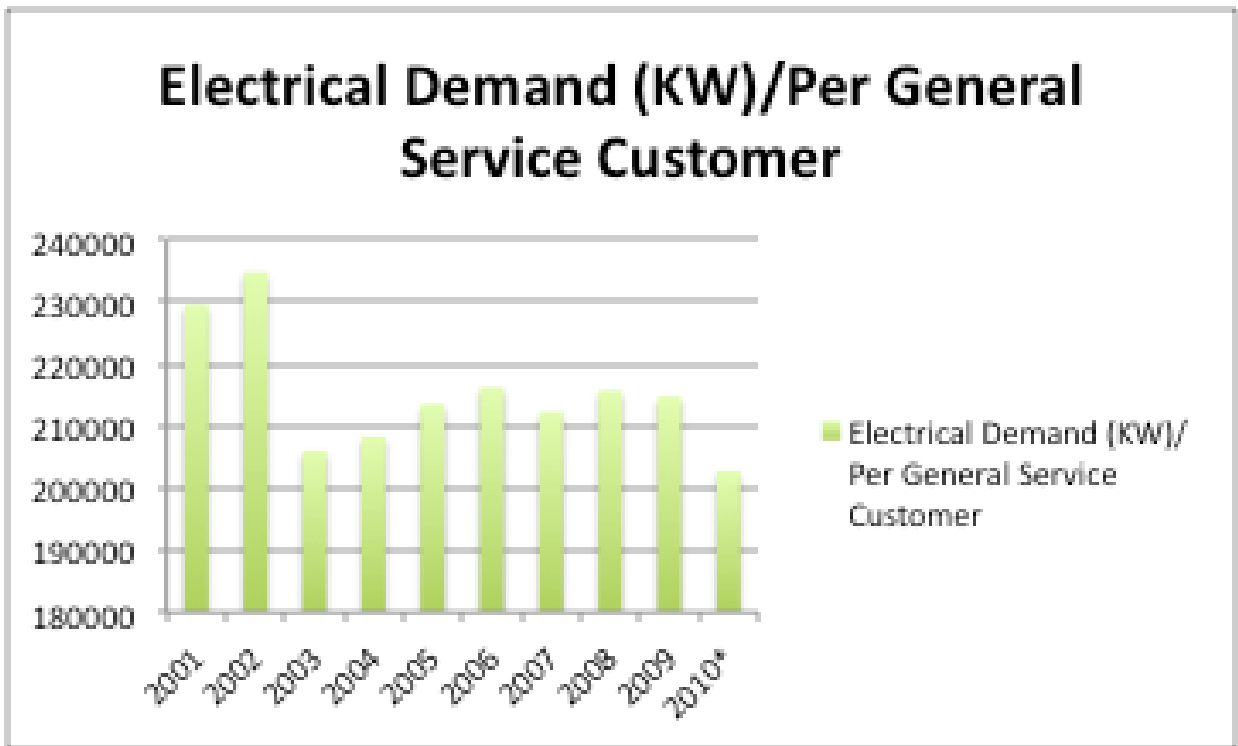
	<i>Residential Natural Gas - # of Customers</i>	<i>Residential Natural Gas Delivered (000,000 cubic metres)</i>	Gas Demand (cubic metres)/per residential customer
2001	224020	699	3120
2002	225258	645	2863
2003	227071	714	3144
2004	229194	653	2849
2005	231366	681	2943
2006	233190	579	2483
2007	235016	620	2638
2008	236498	746	3154
2009	238273	760	3190
2010*	239534	669	2793



RC-15: Manitoba Per Customer Electrical and Natural Gas Demand: 2001-2010*

Source: 59th Annual Manitoba Hydro Financial Report pg 100-101
 Online pg 102-103 - <http://www.hydro.mb.ca/corporate/ar/2009/publish/index.html>
 * 2010 Estimate Only

	<i>General Service - # of Customers</i>	<i>Annual General Service Demand (000,000 KW)</i>	<i>Electrical Demand (KW)/Per General Service Customer</i>
2001	49743	11416	229500
2002	50062	11752	234749
2003	62218	12818	206018
2004	62697	13057	208256
2005	62826	13411	213463
2006	63421	13710	216174
2007	66038	14016	212241
2008	66169	14271	215675
2009	66668	14312	214676
2010*	67304	13643	202707



RC-15: Manitoba Per Customer Electrical and Natural Gas Demand: 2001-2010*

Source: 59th Annual Manitoba Hydro Financial Report pg 100-101
 Online pg 102-103 - <http://www.hydro.mb.ca/corporate/ar/2009/publish/index.html>
 * 2010 Estimate Only

	<i>Industrial Natural Gas - # of Customers</i>	<i>Industrial Natural Gas Delivered (000,000 cubic metres)</i>	<i>Industrial Natural Gas Demand (cubic metres) /per Industrial Customer</i>
2001	49743	974	19581
2002	50062	899	17958
2003	62218	980	15751
2004	62697	893	14243
2005	62826	917	14596
2006	63421	803	12661
2007	66038	844	12781
2008	66169	792	11969
2009	66668	802	12030
2010*	67304	716	10638

